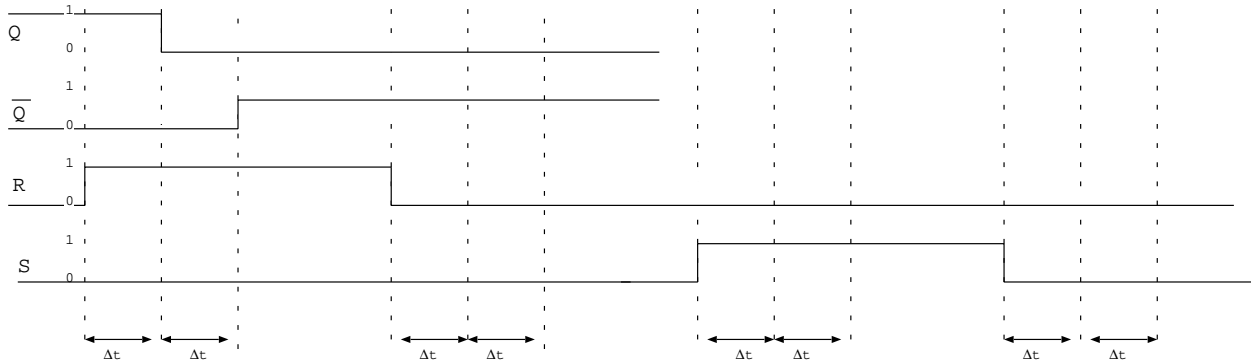


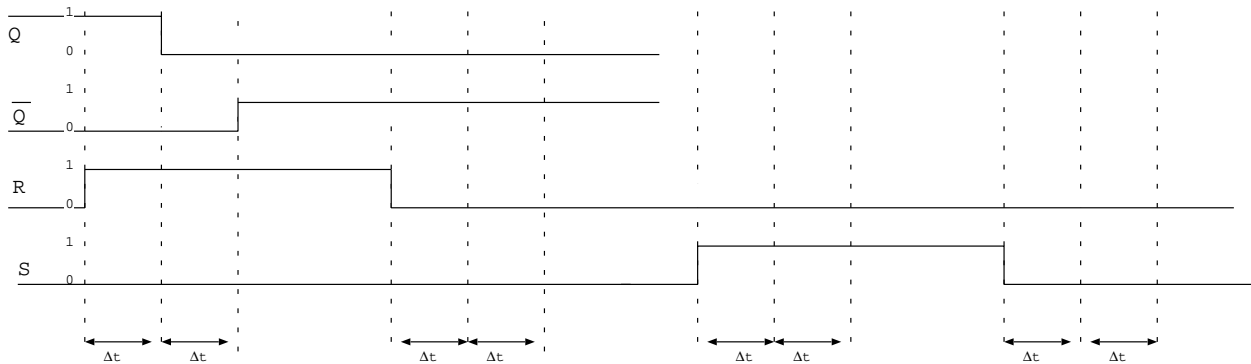
Name: _____

SR Latch

1. Complete the timing diagram below to show the operation of the SR latch:

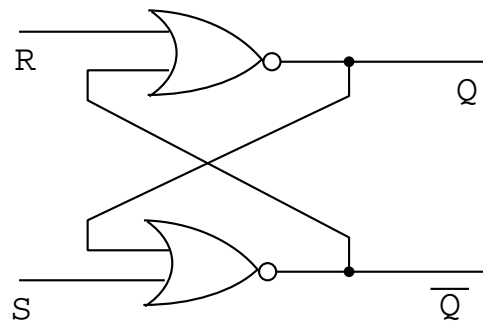


(Here is an extra diagram in case you mess up the first one.)



2. Complete the characteristic table for the SR latch

R	S	Q_n	Q_{n+1}	\bar{Q}_{n+1}
0	0	0		
0	0	1		
0	1	0		
0	1	1		
1	0	0		
1	0	1		
1	1	0		
1	1	1		



NOR Latch